



H05Z-U / H07Z-U / H07Z-R

Application and Description

These cables are designed for the internal wiring of switchboards and distributor boards with an alternating nominal voltage up to 1000 Volts or a direct voltage up to 750 volts. Generally install in pipes or ducts and internal wiring of appliances with maximum operating temperature of 90° C, and generally in areas (such as public and government buildings) where smoke and toxic fumes may cause a threat to life and equipment. The cables produce no corrosive gasses when burnt which is particularly important where electronic equipment is installed.

Standard and Approval

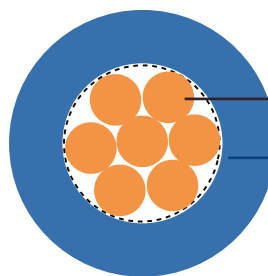
<HAR> HD 22.9 S2, VDE-0282 Part-9, BS 7211, IEC 60754-2, EN 50267, VDE 0482-267, CE Low Voltage Directive 73/23/EEC and 93/68/EEC, ROHS compliant

Cable Construction

- Solid bare copper single wire to IEC 60228 CI-1(H05Z-U / H07Z-U)
- Bare copper strands to IEC 60228 CI-2 (H07Z-R)
- Cross-link polyolefin EI5 core insulation
- Cores to VDE-0293 colors
- LSOH - low smoke, zero halogen

Technical Characteristics

- Working voltage: 300/500v (H05Z-U), 450/750v (H07Z-U / H07Z-R)
- Test voltage: 2500 volts
- Flexing bending radius: 15 x Ø
- Static bending radius: 10 x Ø
- Flexing temperature: +5° C to +90° C
- Short circuit temperature: +250° C
- Flame retardant: IEC 60332.1
- Insulation resistance: 10 MΩ x km



Bare copper conductor

LSOH cross-link polyolefin insulation

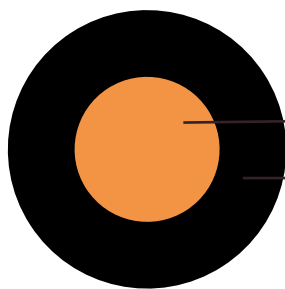
H07Z-R



Harmonized Code

Cable Parameter


AWG	No. of Cores x Nominal Cross Sectional Area # x mm ²	Nominal Thickness of Insulation mm	Nominal Overall Diameter mm	Nominal Copper Weight kg/km	Nominal Weight kg/km
H05Z-U					
20	1 x 0.5	0.6	2.0	4.8	8
18	1 x 0.75	0.6	2.2	7.2	12
17	1 x 1	0.6	2.3	9.6	14
H07Z-U					
16	1 x 1.5	0,7	2.8	14.4	20
14	1 x 2.5	0,8	3.3	24	30
12	1 x 4	0,8	3.8	38	45
10	1 x 6	0,8	4.3	58	65
8	1 x 10	1,0	5.5	96	105
H07Z-R					
16(7/24)	1 x 1.5	0.7	3.0	14.4	21
14(7/22)	1 x 2.5	0.8	3.6	24	33
12(7/20)	1 x 4	0.8	4.1	39	49
10(7/18)	1 x 6	0.8	4.7	58	71
8(7/16)	1 x 10	1	6.0	96	114
6(7/14)	1 x 16	1	6.8	154	172
4(7/12)	1 x 25	1.2	8.4	240	265
2(7/10)	1 x 35	1.2	9.3	336	360
1(19/13)	1 x 50	1.4	10.9	480	487
2/0(19/11)	1 x 70	1,4	12.6	672	683
3/0(19/10)	1 x 95	1,6	14.7	912	946
4/0(37/12)	1 x 120	1,6	16.0	1152	1174
300MCM(37/11)	1 x 150	1,8	17.9	1440	1448
350MCM(37/10)	1 x 185	2,0	20.0	1776	1820
500MCM(61/11)	1 x 240	2,2	22.7	2304	2371



Bare copper conductor

LSOH cross-link polyolefin insulation

H07Z-U



H07Z-U